

Specialty Finishes

PRODUCT BULLETIN

1021094**DESCRIPTION**

100% acrylic polymer finishes with advanced technology to improve long-term performance and dirt pick-up resistance on exterior and interior walls. Use to create unique stone-like, metallic or mottled stucco appearance to complement a building's design.

COLORS

Available in 126 standard and custom colors. Others finishes available in a wide variety of standard colors.

PACKAGING

31.7 kg per 19-liter pail
(70 lbs per 5-gallon pail)

COVERAGES

Coverage rates may vary depending on the coating texture porosity of substrate and application techniques.

ENCAUSTO VERONA Finish:

23.2 m² (250 ft²) per pail applied in two coats. Coverage varies depending upon application techniques, substrate type and condition.

AURORA TC-100 Finish:

6.5–9.2 m² (70–100 ft²) per pail depending upon method of application.

BOREALIS Finish:

6.5–9.2 m² (70–100 ft²) per pail depending upon method of application.

AURORA STONE Finish:

6.5 m² (70 ft²) per pail at 3.2 mm (1/8") thickness. Coverage varies depending upon technique.

METALLIC Finish:


Coverage varies depending upon type of Finish Coat textures and substrates utilized.

ALUMINA FINISH:

(Approximate) 8.4–9.2 m²
(90–100 ft²) per pail


100% ACRYLIC POLYMERS

Specialty Finishes




ENCAUSTO VERONA

Factory-mixed, 100% acrylic polymer finish coat. Available in Senergy's standard colors and custom colors. ENCAUSTO VERONA Finish utilizes uniformly-sized aggregate to achieve a free-formed, flat texture. A mottled look (as shown) can be achieved by combining multiple colors; contact Technical Services at 800-221-9255 for details.




AURORA TC-100

Factory-mixed stone finish consisting of colored aggregates in a 100% acrylic transparent binder. Available in many standard colors and a variety of custom colors. AURORA TC-100 provides a stone-like appearance, either rough or smooth depending upon application.




BOREALIS

Factory-mixed stone finish consisting of colored aggregate and mica chips in a transparent 100% acrylic binder. Available in wide variety of standard and custom colors. BOREALIS Finish provides a classic granite or marble-like finished appearance, either rough or smooth depending upon application method.



AURORA STONE

Factory-mixed, variegated finish consisting of colored aggregates in a transparent 100% acrylic binder, applied over Senergy TINTED PRIMER. Available in twelve standard colors. AURORA STONE Finish provides a rough, stone-like appearance.



METALLIC

Factory-mixed, 100% acrylic polymer finish coat. METALLIC Finish has a pearlescent appearance. It utilizes uniformly-sized aggregates for a uniform fine texture. Available in a variety of colors.



ALUMINA

Factory-mixed, reflective stone finish consisting of colored aggregate and large black mica flakes in a 100% acrylic transparent binder. Available in 10 standard colors. ALUMINA Finish provides a classic granite or marble-like textured finished appearance.

Specialty Finishes

USES

1. Provides a protective, weather-resistant and aesthetically pleasing surface color and texture for the Senergy Wall Systems.
2. Can also be utilized as a textured finish for poured concrete or unit masonry, conventional stucco, Senergy Stucco Wall System, Senergy Cement-Board Stucco™ Systems, all Senergy Surfacing Systems, and interior veneer plaster or gypsum wallboard.

TECHNICAL INFORMATION

Consult the Degussa Wall Systems Technical Services Department for specific recommendations concerning all other applications. Consult the Senergy website, www.senergy.cc, for additional information about products and systems and for updated literature.

MIXING

1. Mix the contents of the factory-prepared Finish pail with a low speed drill and paddle mixer until thoroughly blended.
2. A small amount of clean, potable water may be added to adjust workability.
3. Additives are not permitted.
4. Close container when not in use.
5. Clean tools with soap and water immediately after use.


APPLICATION

AURORA TC-100 and BOREALIS:

1. Substrate shall be dry, clean, sound and free of releasing agents, paint, contaminants or other residue or coatings. Verify substrate is flat, free of fins or planar irregularities greater than 6.4 mm in 3 m (1/4" in 10').
2. Apply a tight coat of Finish directly to the Senergy Base Coat/Reinforcing Mesh with a clean, stainless steel trowel.
3. Maintain a wet edge on Finish by applying and levelling continually over the wall surface.
4. Work Finish to corners, joints or other natural breaks and do not allow material to set up within an uninterrupted wall area. Allow first coat to set until surface is completely dry prior to applying a second coat of Finish.
5.
 - a. For a smooth appearance, use a stainless steel trowel and apply the second coat of Finish. Achieve final texture using circular motions.
 - b. For a textured appearance, apply the second coat of Finish using a spray gun and hopper. Double-back to achieve final texture.
6. Total thickness of Finish shall be approximately 1.6 mm (1/16").

Note: Certain colors may require the use of Senergy TINTED PRIMER over the Senergy Base Coat/Reinforcing Mesh prior to application of Finish.

Features	Benefits
100% acrylic polymer-based chemistry	Provides long-term durability and weather resistance
Simulated stone look	Supports design freedom; lowers cost
Weather resistant	Repels water and resists wind-driven rain
Seals existing, non-moving hairline cracks	Protects
Breathable	Does not blister, peel or flake
Abrasion resistant	Durable
Factory mixed	Ready to use, no additives to mix
Does not require a sealer	Saves time and money
Integral color	Reduces maintenance and recoating



Specialty Finishes

AURORA STONE:

1. Substrate shall be dry, clean, sound and free of releasing agents, paint, contaminants or other residue or coatings. Verify substrate is flat, free of fins or planar irregularities greater than 6.4 mm in 3 m (1/4" in 10').
2. Apply TINTED PRIMER to substrate in accordance with current Senergy TINTED PRIMER product bulletin. TINTED PRIMER shall be of corresponding color for selected AURORA STONE Finish color. Allow TINTED PRIMER to dry to the touch before proceeding to AURORA STONE Finish application.
3. Apply a coat of AURORA STONE Finish using a spray gun and hopper, maintaining a wet edge. Work to corners, joints or other natural breaks and do not allow material to set up within an uninterrupted wall area.
4. Allow first coat of AURORA STONE Finish to set until surface is completely dry prior to applying a second coat of AURORA STONE Finish.
5. Apply a second coat of AURORA STONE Finish using a spray gun and hopper; double back to achieve final texture.
6. Thickness of AURORA STONE Finish may vary between 1.6 mm (1/16") and 3.2 mm (1/8"), depending upon texture.

METALLIC and ENCAUSTO VERONA:

1. Substrate shall be dry, clean, sound and free of releasing agents, paint, contaminants or other residue or coatings. Verify substrate is flat, free of fins or planar irregularities greater than 6.4 mm in 3 m (1/4" in 10').
2. Apply Finish directly to the Senergy Base Coat/Reinforcing Mesh with a clean, stainless steel trowel.
3. Apply and level Finish during the same operation to minimum obtainable thickness consistent with uniform coverage. (For METALLIC Finish only).
4. Maintain a wet edge on Finish by applying and texturing continually over the wall surface.
5. Work Finish to corners, joints or other natural breaks and do not allow material to set up within an uninterrupted wall area.
6. Float Finish to achieve final texture.
7. Allow to set until surface is completely dry prior to application of second coat.

Note: A color sample must be approved prior to product shipment. Also, slight color or texture variations may occur. Over time, and depending on its exposure, ENCAUSTO VERONA's appearance will achieve a soft, weathered patina. This Finish will not hide imperfections in the Base Coat surface. Dark colors will show marks from scratching. Built-up applications are not recommended as craze cracking can result.

ALUMINA:

1. Substrate shall be dry, clean, sound and free of releasing agents, paint, contaminants or other residue or coatings. Verify substrate is flat, free of fins or planar irregularities greater than 6.4 mm in 3 m (1/4" in 10').
2. Apply the proper color-coordinated Senergy TINTED PRIMER per instructions. Allow to cure until dry to the touch before proceeding to the application of the ALUMINA Finish.
3. Apply a tight coat of ALUMINA Finish approximately 1.6 mm (1/16") to 3 mm (1/8") thick, directly to the Senergy Base Coat/Reinforcing Mesh with a clean, stainless steel trowel.
4. Maintain a wet edge on ALUMINA Finish by applying and leveling continually over the wall surface.
5. Work ALUMINA Finish to corners, joints or other natural breaks and do not allow material to set up within an uninterrupted wall area.
6. Float the ALUMINA finish with a gentle figure-8 motion, cleaning the float often.

Specialty Finishes

LIMITATIONS

1. Does not bridge moving cracks.
2. Must be stored, applied and protected at least 24 hours after installation **and until dry at 10°C (50°F) or more.**
3. Do not apply Senergy materials to frozen surfaces.
4. Shelf life is two years when unopened and stored as directed.
5. **Select Finish Coat color with a light reflective value (LRV) of 20% or higher. The use of dark colors (LRV less than 20%) is not recommended with EIFS that incorporate expanded polystyrene (EPS). EPS has a sustained service temperature limitation of approximately 160°F (71°C).**

HEALTH AND SAFETY

Caution

Contains acrylic polymer.

Risk

May cause eye, skin or respiratory irritation. Ingestion may cause irritation.

Precautions

Avoid contact with skin, eyes and clothing. Wash thoroughly after handling. Keep container closed when not in use. DO NOT take internally. Use only with adequate ventilation. Use impervious gloves, eye protection and if the TLV is exceeded or used in a poorly ventilated area, use NIOSH/MSHA approved respiratory protection in accordance with applicable Federal, state and local regulations.

First Aid

1. For eye contact, flush thoroughly with water for at least 15 minutes.
2. For skin contact, wash affected areas with soap and water. If irritation persists, SEEK MEDICAL ATTENTION. Remove and wash contaminated clothing.
3. Inhalation causes physical discomfort, remove to fresh air. If discomfort persists or any breathing difficulty occurs or if swallowed, SEEK IMMEDIATE MEDICAL ATTENTION.

Read Material Safety Data Sheet before using this product.

PROPOSITION 65

This product contains materials listed by the state of California as known to cause cancer, birth defects or other reproductive harm.

VOC Content

19 g/l, or 0.16 lbs/gal less water and exempt solvents.

For medical emergencies only call chemtrec at (800) 424-9300.

RESIDENTIAL POLICY

On one and two-family residential framed construction, Degussa Wall Systems, Inc. requires that the wall system selected be one that includes provisions for moisture drainage. The choices include Senturion® line of water managed EIFS, commercial Senerflex® Wall Systems integrating moisture management features, Senergy Stucco Wall System, and Senergy Cement-Board Stucco™ Systems. Senergy Exterior Surfacing Systems for insulating concrete forms are also acceptable. There are no exceptions to this policy. Under no circumstances will Degussa Wall Systems, Inc. warrant the use of any other system on this type of construction without expressed written authorization from Degussa Wall Systems, Inc. [Residential construction using EIFS on masonry (CMU) or poured concrete does not require the additional water management provisions described above.]

See the Senergy *Residential Policy Bulletin* for a more detailed discussion of this topic. Consult Degussa Wall Systems Technical Services Department for specific recommendations concerning all other applications. Consult the Senergy web-site, www.senergy.cc for additional information about products and systems and for updated literature.

DISCLAIMER

This information and all further technical advice are based on Degussa's present knowledge and experience. However, Degussa assumes no liability for providing such information and advice including the extent to which such information and advice may relate to existing third party intellectual property rights, especially patent rights. In particular, Degussa disclaims all CONDITIONS AND WARRANTIES, WHETHER EXPRESS OR IMPLIED, INCLUDING THE IMPLIED WARRANTIES OF FITNESS FOR A PARTICULAR PURPOSE OR MERCHANTABILITY. DEGUSSA SHALL NOT BE RESPONSIBLE FOR CONSEQUENTIAL, INDIRECT OR INCIDENTAL DAMAGES (INCLUDING LOSS OF PROFITS) OF ANY KIND. Degussa reserves the right to make any changes according to technological progress or further developments. It is the customer's responsibility and obligation to carefully inspect and test any incoming goods. Performance of the product(s) described herein should be verified by testing and carried out only by qualified experts. It is the sole responsibility of the customer to carry out and arrange for any such testing. Reference to trade names used by other companies is neither a recommendation, nor an endorsement of any product and does not imply that similar products could not be used.

Degussa Wall Systems, Inc.

3550 St. Johns Bluff Road South
Jacksonville, FL 32224-2614
Phone 800 • 221 • 9255
Fax 904 • 996 • 6300
www.senergy.cc